


# 705 Series

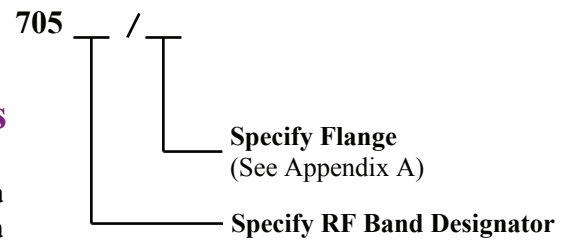
# Pressurizing Units



## Features

- System Pressure Continuously Monitored
- Convenient Means for Pressurizing Waveguide Transmission Lines

## Ordering Information



## Description 705 Series Pressurizing Units

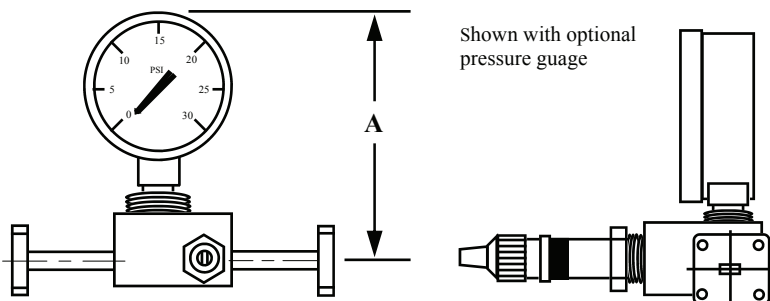
Each of **Mi-Wave** 705 series pressurizing units consists of a short length of flanged, rectangular waveguide fitted with a Schrader valve and optional pressure gauge. These units are available in all standard wave-guide sizes from 12.4 to 220 GHz. In A-band, the choke-to-cover flange combination makes allowances for the insertion of a standard O-ring gasket to ensure maintenance of pressurization over operation. Provision is made for gaskets in the case of the round flanges used for millimeter wave frequencies.

## Applications

The 705 series pressurizing units are designed for applications such as high power radar systems that require a pressurized transmission line to prevent arcing during peak power operation. The pressurizing units can also be used to purge systems with dry gasses in order to prevent condensation. These devices provide a simple means for introducing the desired pressurizing gas into the system and for continuous monitoring of the internal pressure level.

## Dimensional Specifications

Model Number	A	
	in	mm
705A	2.64	67.06
705B	2.62	66.55
705U	2.61	66.29
705V	2.60	66.04
705E	2.60	66.04
705W	2.59	65.79
705F	2.58	65.53
705D	2.58	66.53
705G	2.57	65.28



**Mi-Wave**

Millimeter Wave Products Inc.

[www.miww.com](http://www.miww.com)

2200 Tall Pines Drive, Suite 100

Largo, FL 33771

Tel. (727) 536-0033 Fax. (727) 536-0012

E: [sales@miww.com](mailto:sales@miww.com)